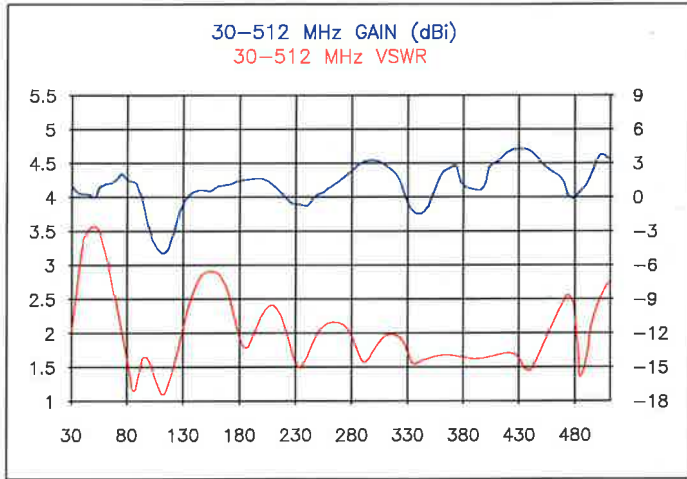


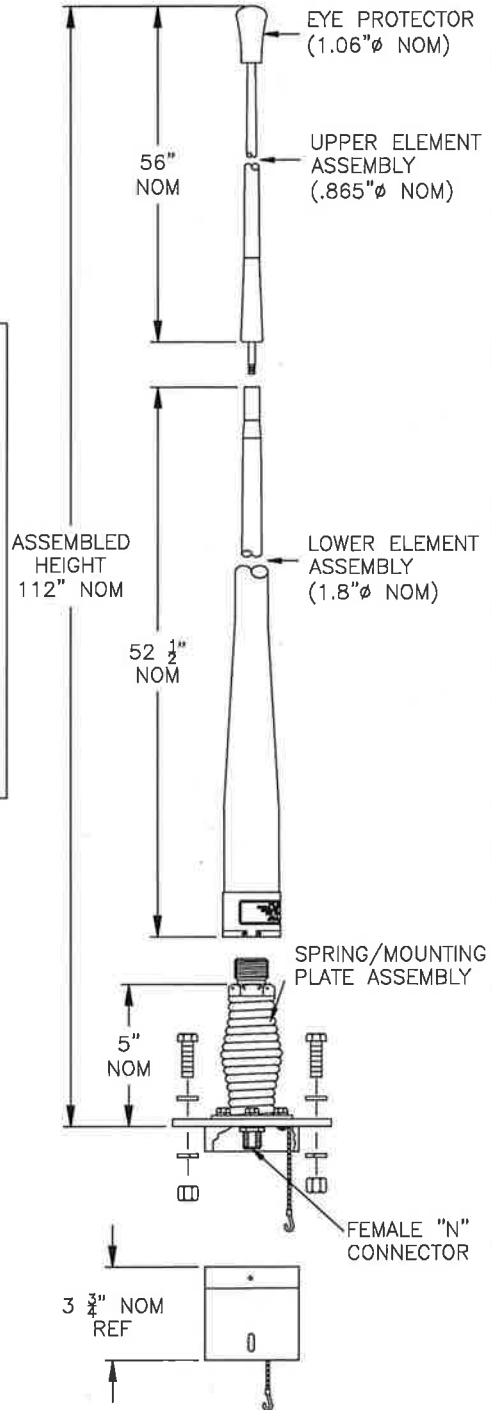
**SPECIFICATION**

FREQUENCY: 30-512 MHz  
 INSTANTANEOUS BANDWIDTH: 482 MHz  
 POLARIZATION: VERTICAL  
 INPUT IMPEDANCE: 50 OHMS NOMINAL  
 INPUT POWER: 75 WATTS CW  
 RF CONNECTOR: 30-512 MHz = TYPE N STANDARD  
 DUAL FEED: OPTIONAL LP-DFD DIPLEXER (DUAL BNC)  
 VSWR: AVERAGE 3.5:1 OR LESS  
 GAIN: 30-512 MHz = -5 TO +4 dBi  
 WEIGHT: 7 LBS APPROXIMATE  
 WIND RATING: 200 MPH  
 HV PROTECTION: 20 KV RMS  
 COLOR: GREEN, TAN, BLACK

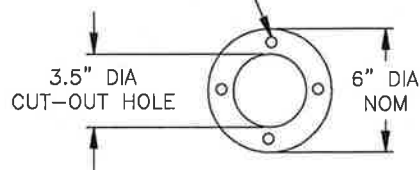


**TABLE OF OPTIONAL MODELS:**

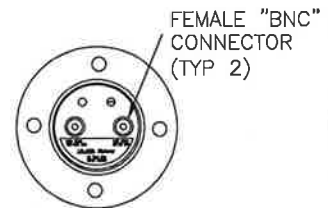
SFB3512/VRC	- GREEN COLOR NO DIPLEXER
SFB3512B/VRC	- BLACK COLOR NO DIPLEXER
SFB3512T/VRC	- TAN COLOR NO DIPLEXER
SFB3512D/VRC	- GREEN COLOR W/LP-DFD INSTALLED
SFB3512BN/VRC	- GREEN COLOR W/"BNC" TERMINATION



FOUR .438" DIA HOLES  
 SPACED 90° APART ON  
 4.5" BOLT HOLE CIRCLE



BOLT HOLE MOUNTING PATTERN



BOTTOM VIEW

DO NOT SCALE DRAWING  
 UNLESS OTHERWISE SPECIFIED  
 DIMENSIONS ARE IN INCHES.  
 X = ± TOL\_X  
 XX = ± TOL\_XX  
 XXX = ± TOL\_XXX  
 ANGLES = ± TOL\_ANG



DRAWN BDM	ENG APPROVAL	SCALE -	DATE 1/22/13
BROADBAND 30-512 MHz			
PART# SFB-3512/VRC			

REV	DESCRIPTION	BY	DATE
-----	-------------	----	------